

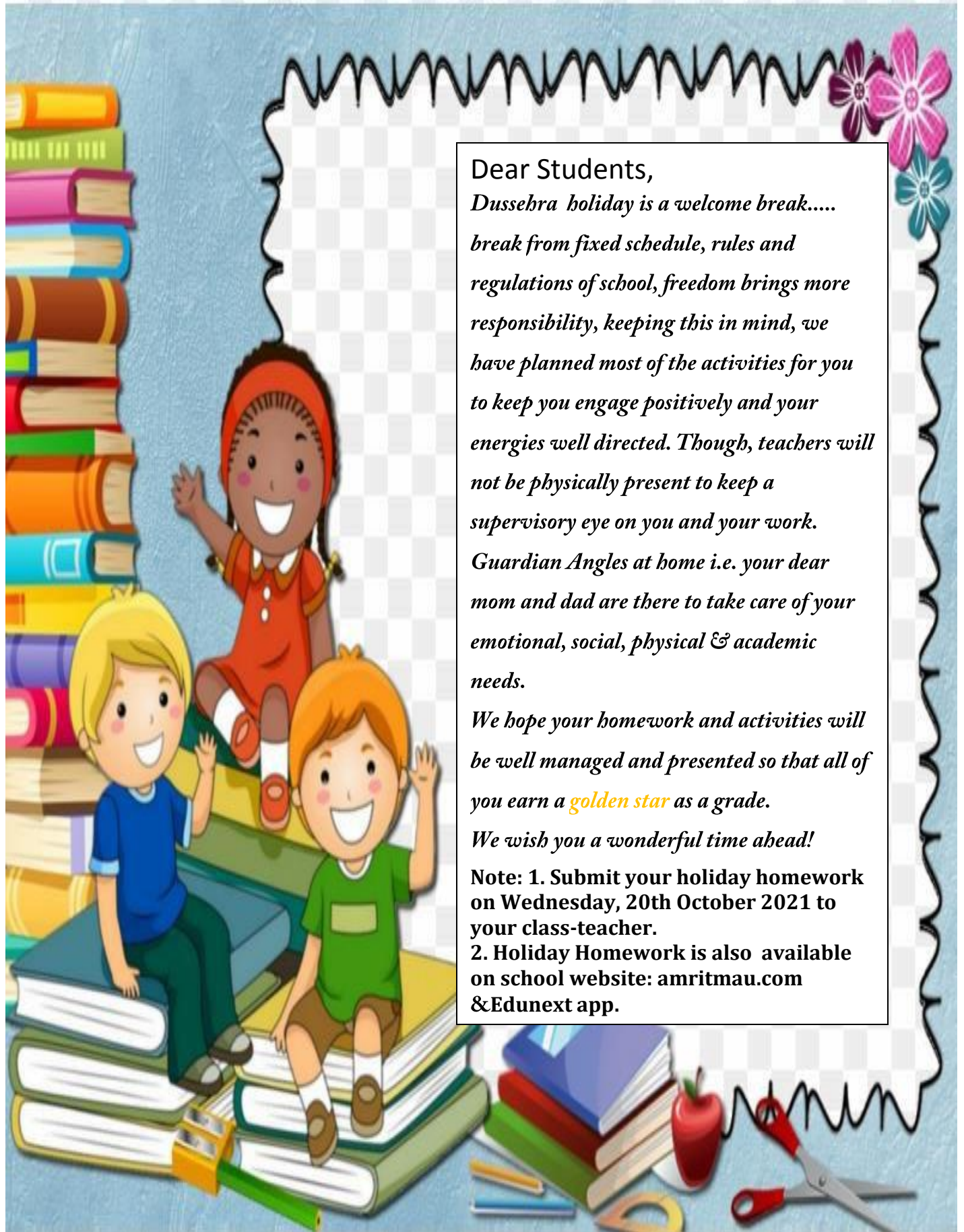
Amrit Public School, Mau

Happy Dussehra



Dussehra Holiday
Homework
Class I

Name _____



Dear Students,
*Dussehra holiday is a welcome break.....
break from fixed schedule, rules and
regulations of school, freedom brings more
responsibility, keeping this in mind, we
have planned most of the activities for you
to keep you engage positively and your
energies well directed. Though, teachers will
not be physically present to keep a
supervisory eye on you and your work.
Guardian Angles at home i.e. your dear
mom and dad are there to take care of your
emotional, social, physical & academic
needs.*

*We hope your homework and activities will
be well managed and presented so that all of
you earn a **golden star** as a grade.*

We wish you a wonderful time ahead!

**Note: 1. Submit your holiday homework
on Wednesday, 20th October 2021 to
your class-teacher.
2. Holiday Homework is also available
on school website: amritmau.com
&Edunext app.**

SUBJECT - ENGLISH

Colour the correct adjective for each picture.



Turtle

Fast

Slow

Broken



Clown

Funny

Angry

Fat



Ice

Soft

Hot

Cold



Cake

Soft

Old

Hard



Butter

Slow

Hard

Melted



Chilly

Ice

Spicy

Sweet

Read the comprehensions and answer the following questions.



A crow was hopping around a pond. Just then a flock of swans came flying, to the pond. They came with a loud flap, flap, flap! The crow said to the swans: Ugh! You do not know how to fly! Let us have a match to see who flies better. I will show you what good flying is.

Answer the questions given below.

Q. What bird was hopping near the pond?

A. _____

Q. What birds came flapping to the pond?

A. _____

Q. What will the match, between the crow and swans, tell?


A. _____

Q. What will the crow show to the swans?

A. _____

Colour the circle in the centre with you favourite oder and colour the petals of flower accordingly.

days of the week



sunday red

monday yellow

tuesday pink

wednesday green

thursday orange

friday blue

saturday purple

Complete the puzzle using the hint.

1. Teachers write on it.
2. Teacher write with it.
3. They come in different colours.
4. It is made of wood.
5. It removes pencil marks on paper.
6. Work you do at home.
7. Clothes you wear to school.
8. You write in it.
9. We draw lines with it.
10. We carry books in it.



Choose the correct describing words from the bracket and fill in the blanks.

1. Riya got some _____ pastries for us. (bitter/tasty)
2. He is a _____ man. (dry/rich)
3. India is a _____ country. (large/full)
4. She is a very _____ girl. (happy/wet)
5. These are _____ grapes. (weak/fresh)

SUBJECT - MATHEMATICS

Q.1 Write the number and number names of the following:

1 tens and 5 ones: _____

3 tens and 6 ones: _____

2 tens and 7 ones: _____

4 tens : _____

Q.2 Fill in the missing numbers:

111			114	
	117			120
121		123		
	127		129	
			134	

Q.3 Arrange the numbers in ascending order:

25, 19, 33, 17, 8: _____

28, 15, 22, 10, 9: _____

8, 17, 99, 13, 11: _____

Q.4 What comes after:

26 ___ 41___ 47___

73___ 76___ 96___

71___ 82___ 93___

78___ 50___ 80___

Q.5 What comes before:

___55 ___58 ___90

___50 ___75 ___84

___88 ___40 ___63

___59 ___19 ___78

Q.6 Arrange the numbers in the descending order:

21, 78, 63, 66, 11: _____

25, 81, 16, 6, 50: _____

33, 17, 76, 86, 10: _____

Q.7 Make a list of round object, long object & draw pictures.

Q.8 Write & learn tables from 2 to 7.

Q.9 Write numbers in words from 1 to 50.

Q.10 Make a calendar of your birthday month on A3 size sheet & highlight your birth date. Make a cutout of the number matching your age for example 6 & decorate the same with the picture of your favourite things for example cartoon, chocolate etc.



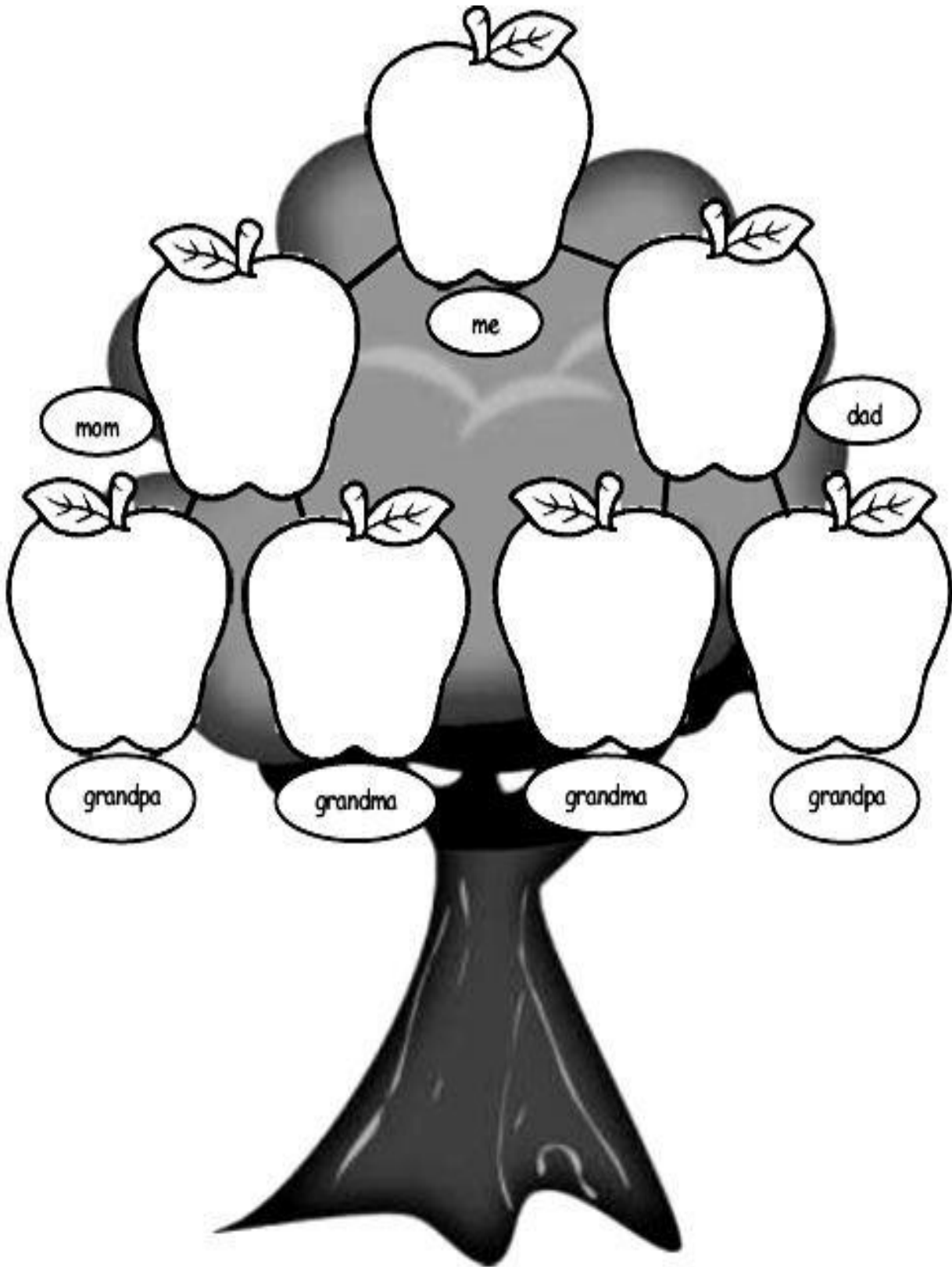
SUBJECT - EVS

Q1. Have a close look to your surrounding while you are in the park. Observe how beautiful the flowers & plants are, how people are having fun & all the activities that you do to make your day memorable one. One A3 size sheet using materials such as dried leaves, match sticks, pencils shaving, cotton etc. Create a scene of the park you visited.

Q2. Make a bird bath. Look for a flat container & place it on the balcony slab or outside your homes. Put some pebbles in it. Put some fresh water in it every day for the birds squirrels etc. to drink water from. Paste picture of your activity. Write few lines on what you observe.

My Family Tree

Paste the picture of your family members in the given Family Tree



Theme- INDIA RISING

Research Work

- Find out the number of states in India and try to learn their names.
- Find out the number of languages spoken in India.
- List out the names of cities that you have visited in India.

हिन्दी

चित्र को पहचानकर नाम लिखिए



.....



.....



.....



.....



.....

(3) पाँच अंगों के नाम लिखिए—

(क) _____

(ख) _____

(ग) _____

(घ) _____

(ङ) _____

(4) दिए गए वर्णों के दो-दो शब्द लिखो—

ख

ट

प

(क)



ध

न

म

(ख)



र

ल

ज

(ग)

