

Amrit Public School, Mau



Happy
Dussehra

Name.....Class- LKG

Holiday
Homework



Dear Students,

Dussehra holiday is a welcome break..... break from fixed schedule, rules and regulations of school, Freedom brings more responsibility, keeping this in mind, we have planned most of the activities for you to keep you engage positively and your energies well directed. Though teachers will not be physically present to keep a supervisory eye on you and your work. Guardian Angles at home i.e. your dear mom and dad are there to take care of your emotional, social, physical & academic needs.

*We hope your homework and activities will be well managed and presented so that all of you earn a **golden star** as a grade.*





We wish you a wonderful time ahead!

Note: 1. Submit your holiday homework on Wednesday, 20th October 2021 to your class-teacher.

2. Holiday Homework is also available on school website: amritmau.com & Edunext app.



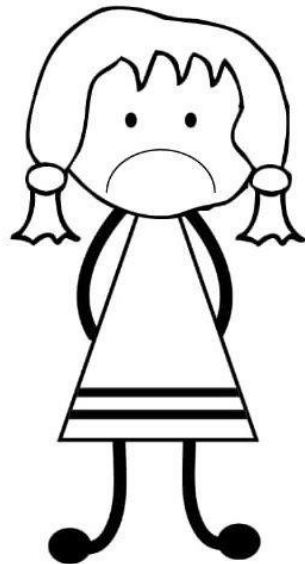



Circle the Red Things


Circle all the things that are RED.



Spot the difference







Find 5 differences.





Putting your ducks in a row!

Write the missing number for each set of ducks.





कार्य प्रपत्र

दिखाए गए पोस्टर में नल व जल के बारे में बात की गई है।
बच्चे दिए गए कार्य प्रपत्र के माध्यम से इन से मिलते जुलते नये शब्दों का निर्माण करेंगे।

ज

क


ख

ल

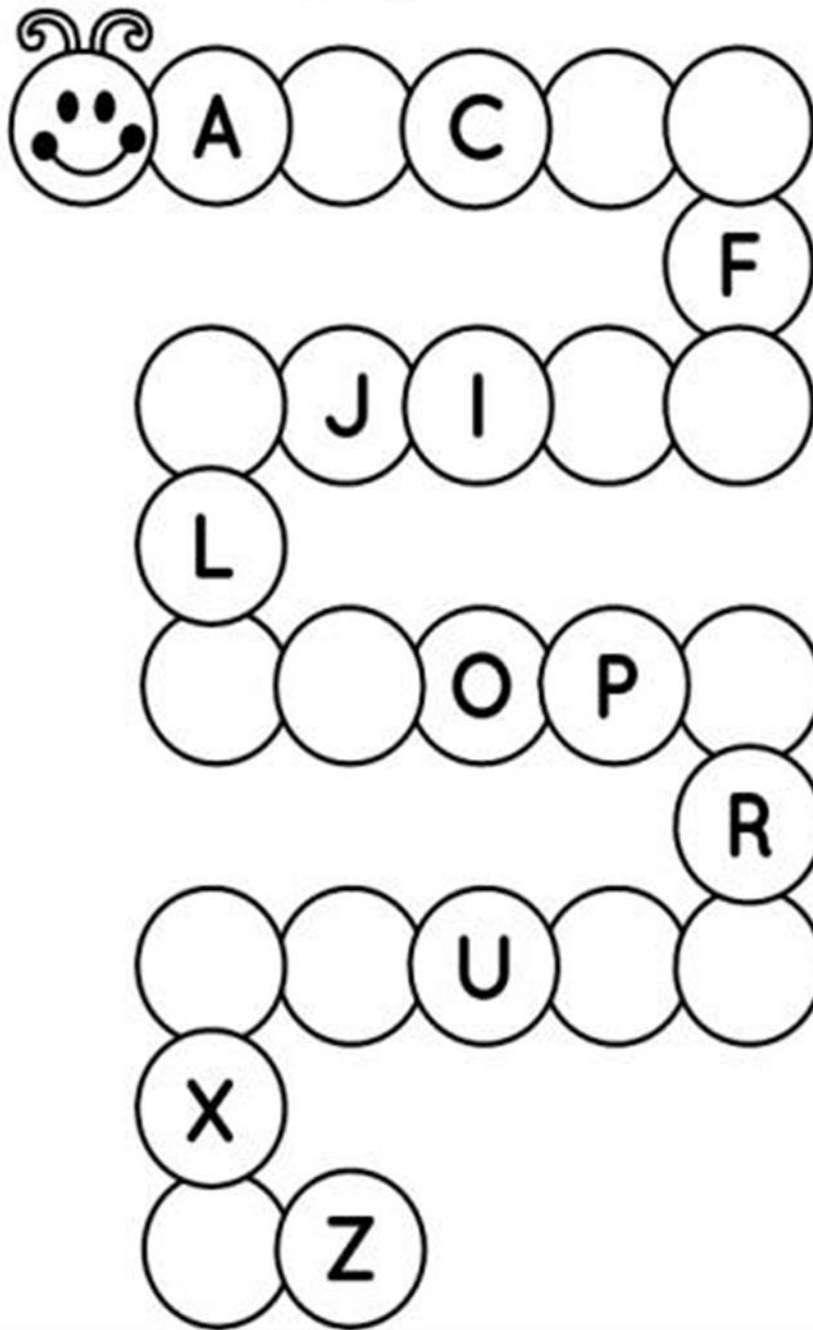
ङ

च

न



Fill in the Missing Uppercase Letters



Look at the pictures and circle the correct word.



Apple

Mango

Fish

Ant

Jug

Mug



Mango

Apple

Hat

Bat

Gun

Sun

Write cursive capital letter from A to M

Handwriting practice lines for cursive capital letters A through M. The page contains 13 sets of horizontal lines, each consisting of a top line, a middle line, and a bottom line, providing a guide for letter height and placement.

My fruit tree



Hey Children


We can have fun with fruits too

Lets make a fruit tree with banana, oranges and kiwis.

Make a plate of fruits tree for yourself and your family.

Don't forget to click its picture!

Colour the picture with the help of given clue.

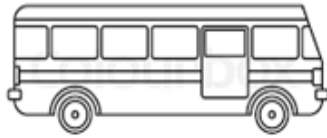


- 1-yellow 2-blue 3-pink 4-green
5-orange 6-red 7-purple

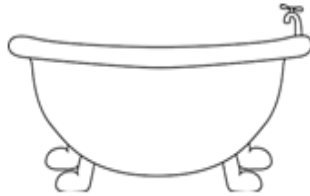
चित्रों को देखकर उनके नाम लिखिए।



चित्रों को देखकर शब्द पूर्ण करिए।



ब.....



ट.....




ई.....



व.....

Lady Finger Painting
Take a lady finger. Dip it in your favourite colours to print
and decorate the mushroom





Match the shapes that are same:

